

**11,169.73**

CSE ASPI

**-37.38**

points

**-0.33**

% change

**3,152.84**

S&P 20 Index

**-16.96**

points

**-0.54**

% change

Metrics

	Current	Previous
Market PER (x)	5.84	5.84
Market PBV (x)	1.02	1.03
Dividend Yield (%)	4.10	3.80

**Rs 2.26bn**

Daily Turnover

12.96

% change

**Rs 4.43T**

Market Capitalisation

**-0.35**

% change

**0.05%**

Turnover to Market Cap

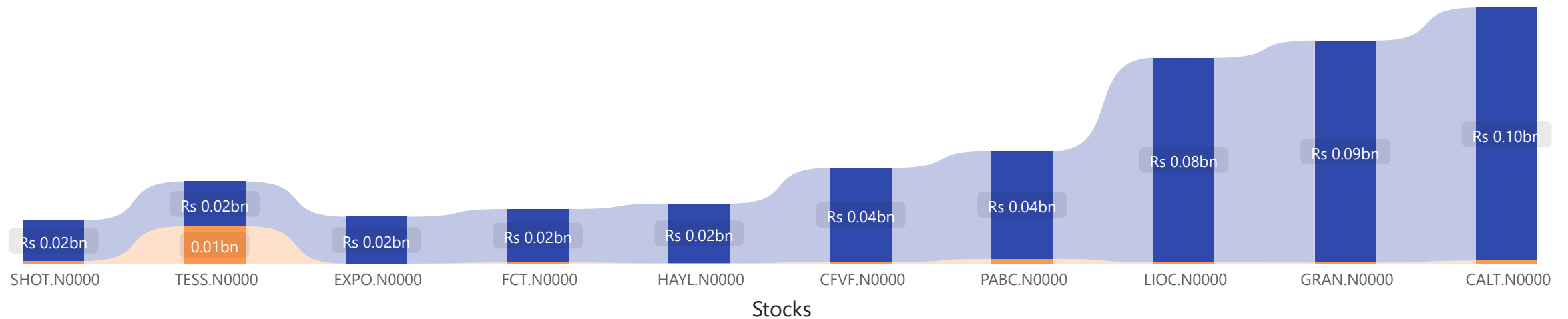
Global Indices

points % change

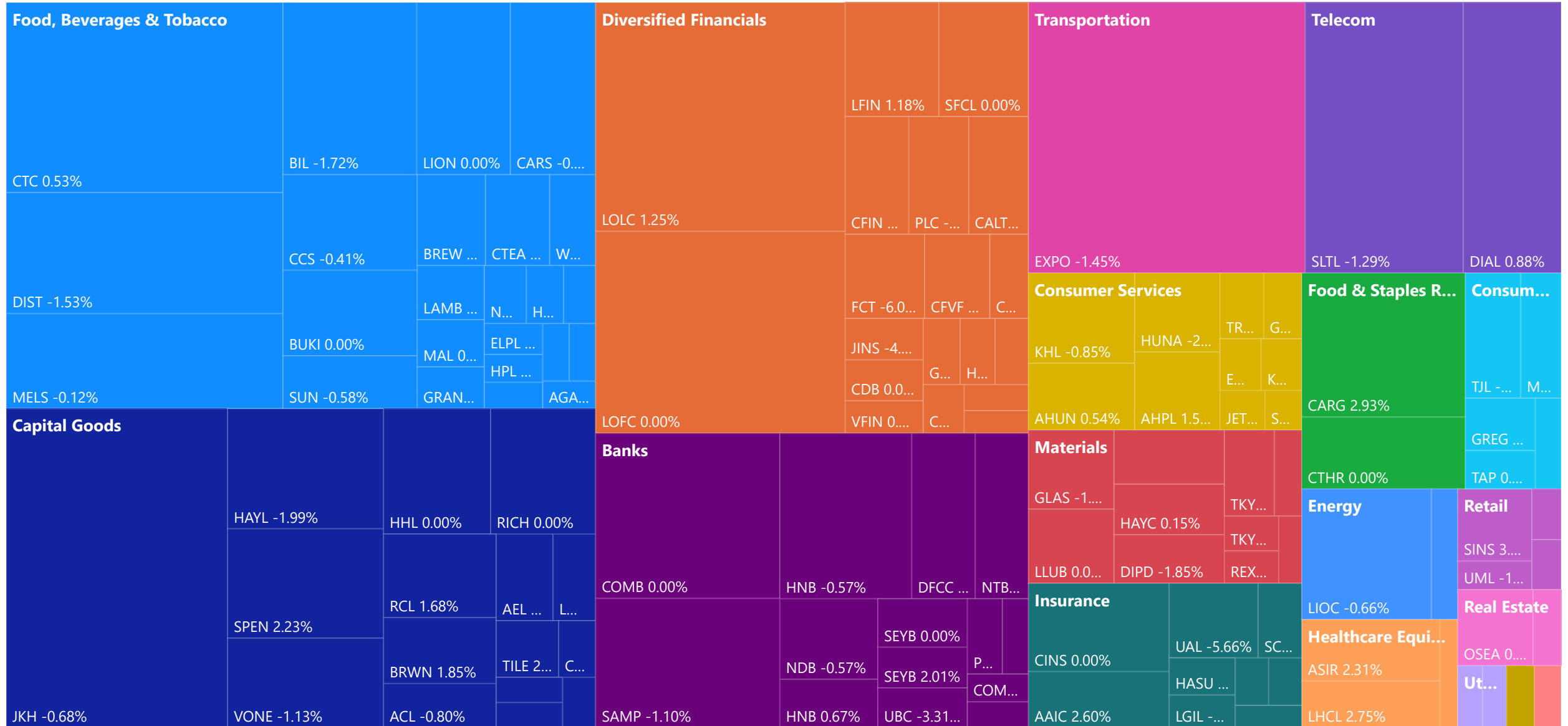
	points	% change
FTSE 100	4.95	0.07%
ESTX 50	27.87	0.66%
S&P 500	29.40	0.67%
Dow Jones Industrial Average	247.50	0.73%
NASDAQ Composite	126.65	0.94%
Nikkei 225	545.71	1.73%

Top 10 Stocks by Volume & Turnover

● Turnover ● Volume

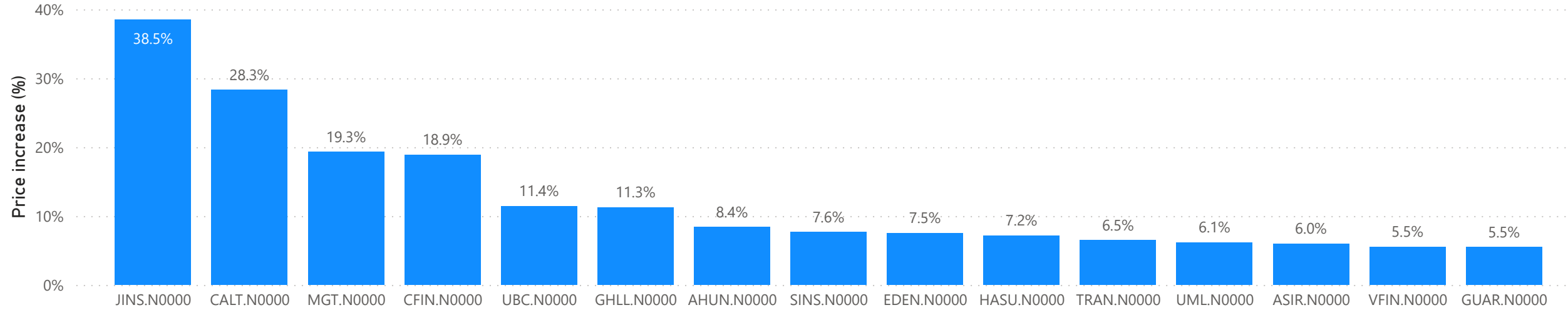


### Stock Price Change by Sector & Market Cap

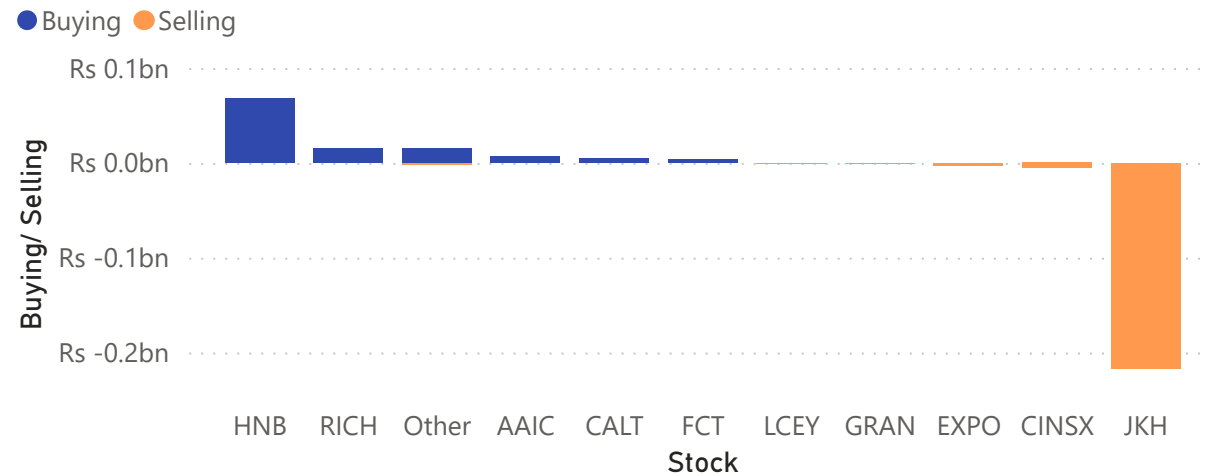


Note: For stocks with market cap > Rs. 5 Bn

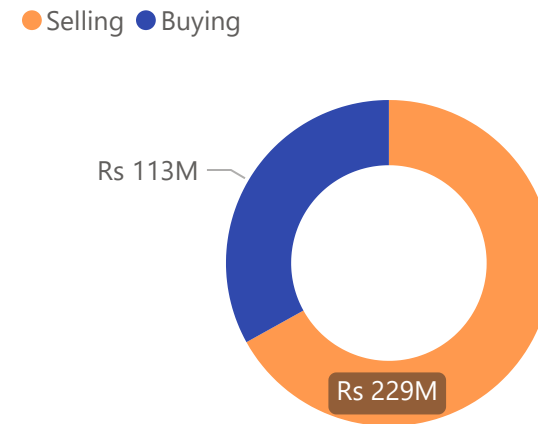
Top 15 - Momentum stocks (10 days)



Foreign Buying/ Selling by Stock



Total Foreign Buying/ Selling



**-Rs 115.89M**

Net Foreign Inflow/ Outflow

**(\$357.64K)**

\$ Net Foreign Inflow/ Outflow