

**11,262.92**  
CSE ASPI  
**-122.55**  
points  
**-1.08**  
% change

**3,195.65**  
S&P 20 Index  
**-53.52**  
points  
**-1.65**  
% change

Metrics	Current	Previous
Market PER (x)	5.79	5.90
Market PBV (x)	1.03	1.05
Dividend Yield (%)	3.80	3.70

**Rs 2.43bn**

Daily Turnover

**-18.21**

% change

**Rs 4.47T**

**0.05%**

Market Capitalisation

Turnover to Market Cap

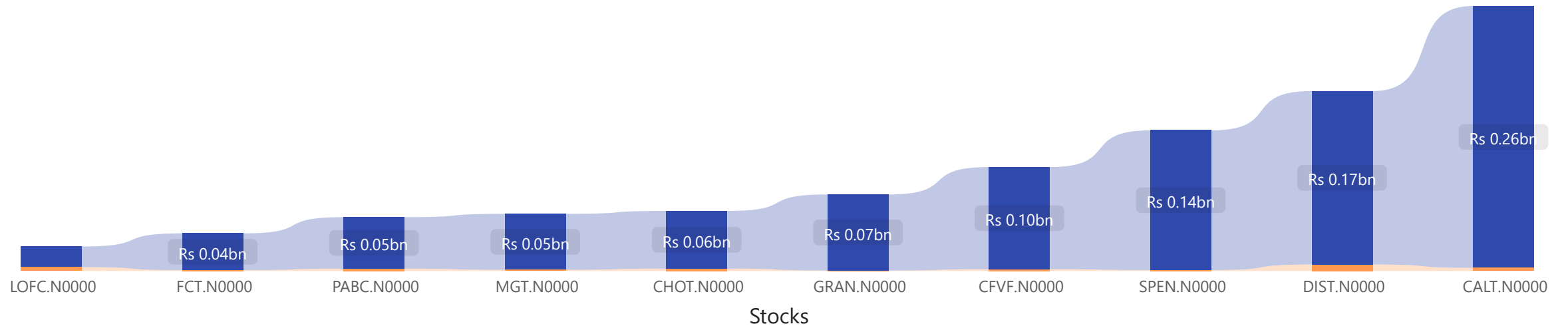
**-0.76**

% change

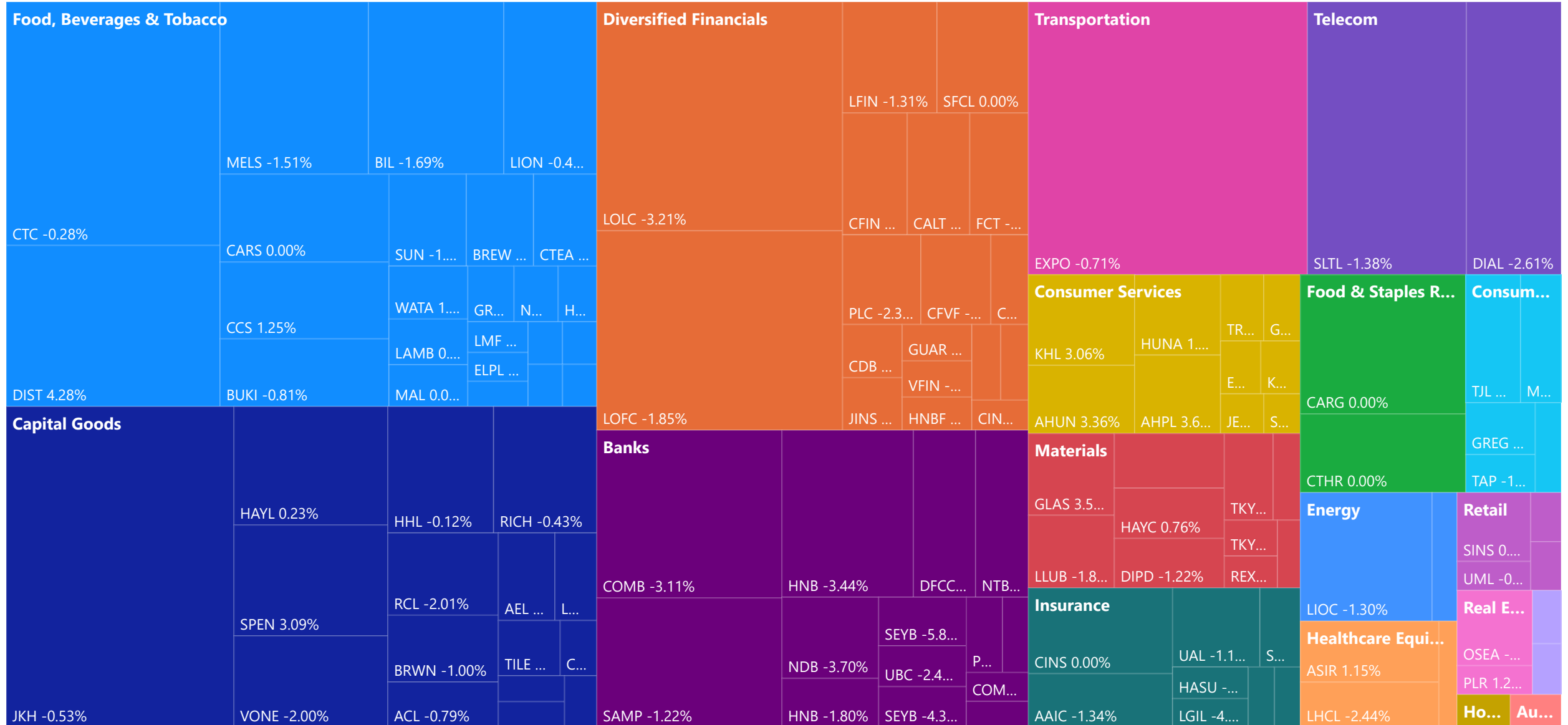
Global Indices	points	% change
ESTX 50	14.06	0.33%
FTSE 100	23.89	0.33%
Dow Jones Industrial Average	184.18	0.54%
Nikkei 225	276.95	0.87%
S&P 500	48.46	1.10%
NASDAQ Composite	215.13	1.59%

Top 10 Stocks by Volume & Turnover

● Turnover ● Volume

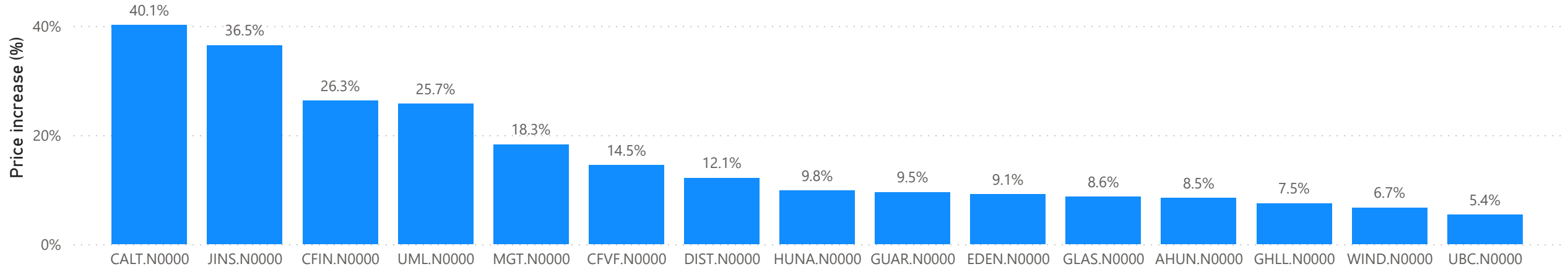


## Stock Price Change by Sector & Market Cap

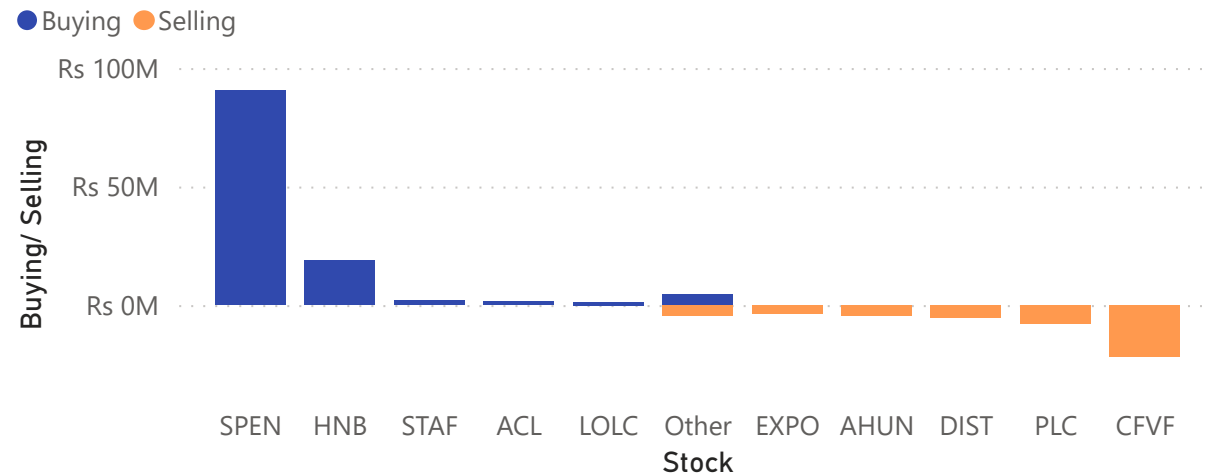


Note: For stocks with market cap > Rs. 5 Bn

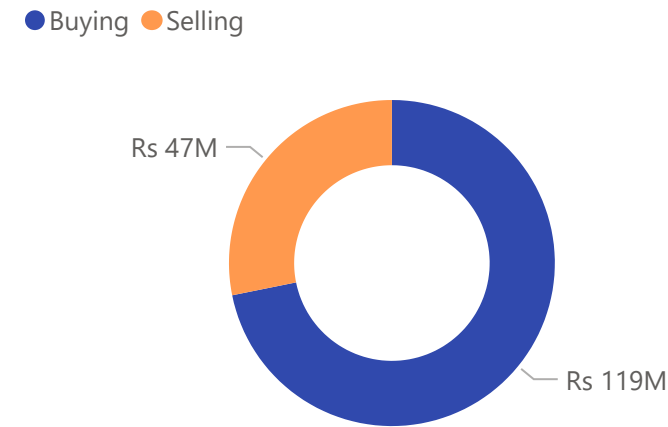
Top 15 - Momentum stocks (10 days)



Foreign Buying/ Selling by Stock



Total Foreign Buying/ Selling



**Rs 72.08M**

Net Foreign Inflow/ Outflow

**\$222.42K**

\$ Net Foreign Inflow/ Outflow

## Dividend Announcements - Cash

Company	DPS	Type	Ex Dividend
Capital Alliance PLC	Rs 3.04	First and Final Dividend	21 September 2023