

11,338.50

CSE ASPI

-65.42

points

-0.57

% change

3,238.40

S&P 20 Index

-28.28

points

-0.87

% change

Metrics

	Current	Previous
Market PER (x)	5.94	5.83
Market PBV (x)	1.05	1.06
Dividend Yield (%)	3.60	3.50

Rs 4.38bn

Daily Turnover

4.72

% change

Rs 4.49T

Market Capitalisation

0.10%

Turnover to Market Cap

-0.70

% change

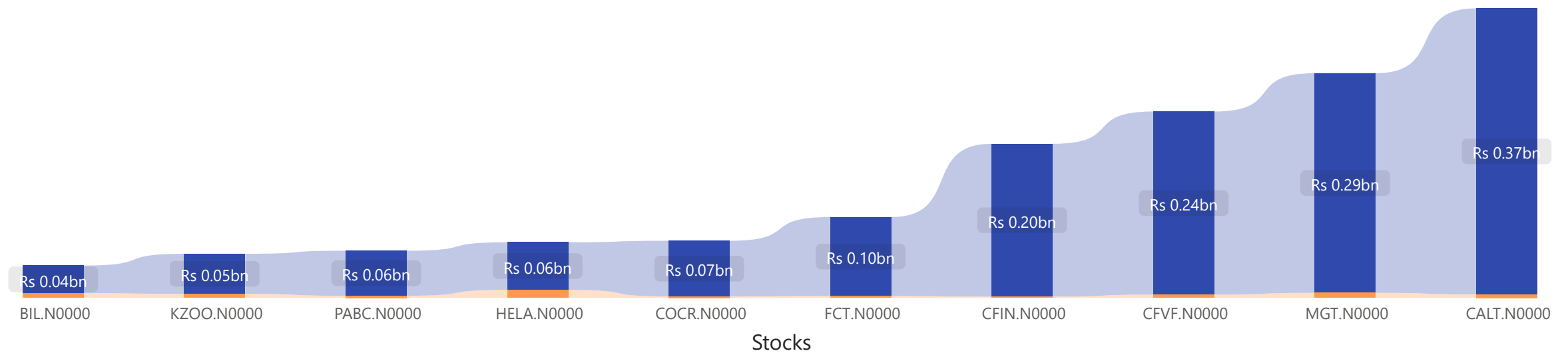
Global Indices

points % change

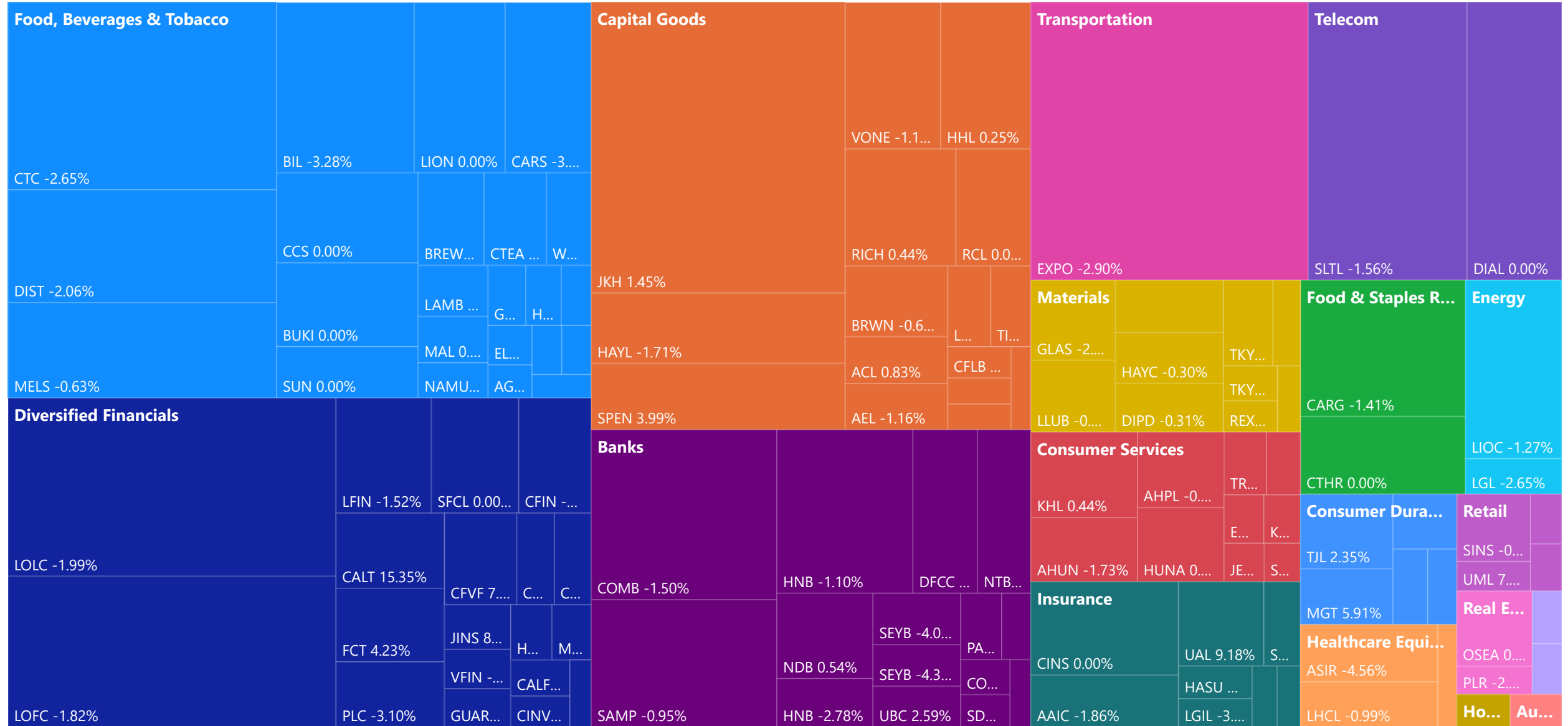
	points	% change
NASDAQ Composite	-26.12	-0.20%
S&P 500	-0.65	-0.01%
Dow Jones Industrial Average	25.86	0.08%
Nikkei 225	114.88	0.37%
FTSE 100	45.33	0.62%
ESTX 50	39.87	0.95%

Top 10 Stocks by Volume & Turnover

● Turnover ● Volume

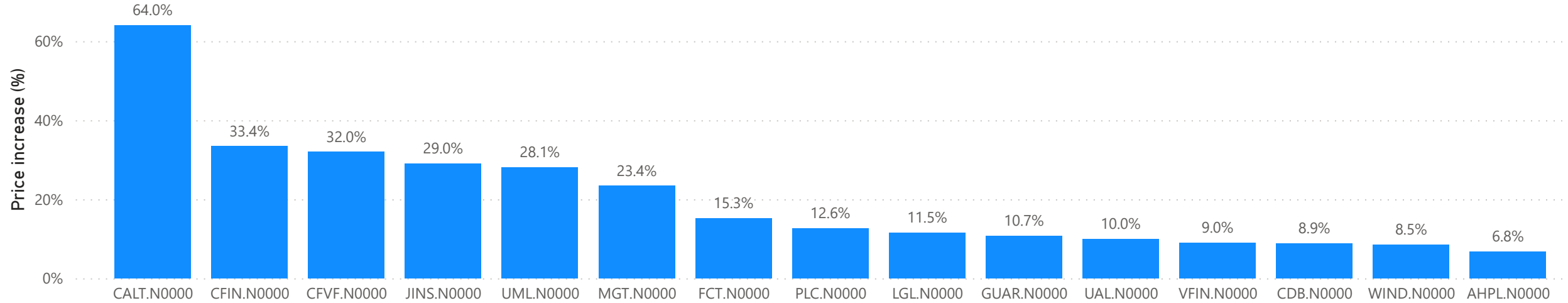


Stock Price Change by Sector & Market Cap

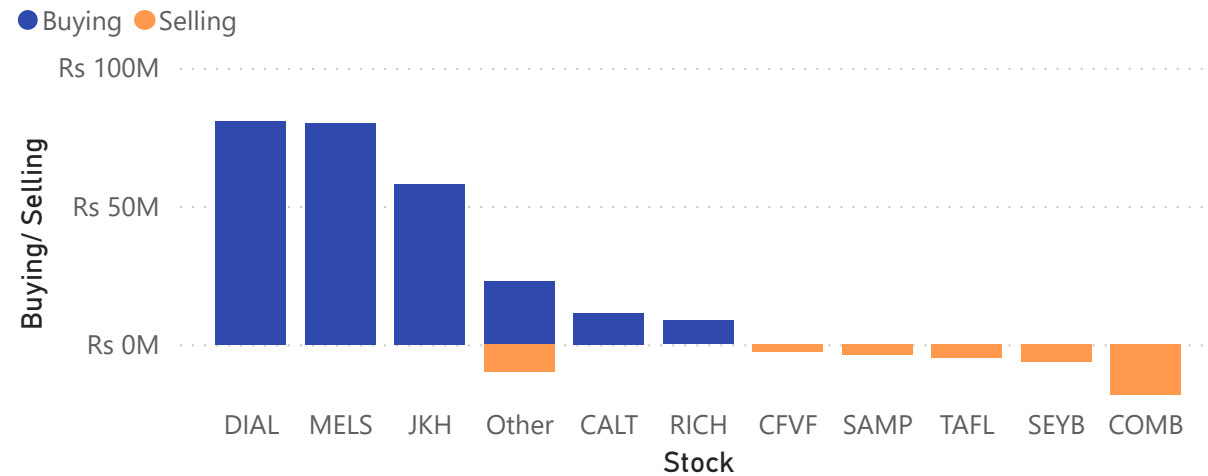


Note: For stocks with market cap > Rs. 5 Bn

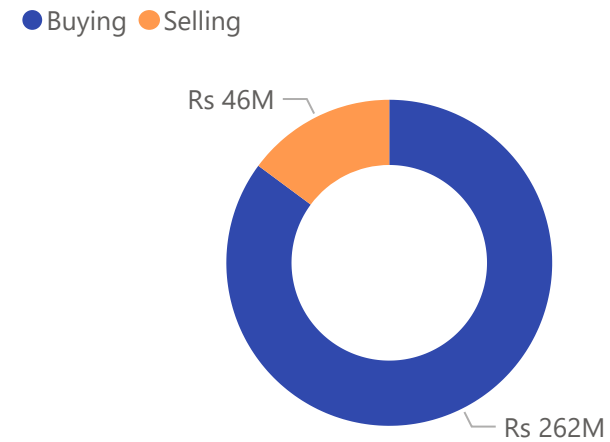
Top 15 - Momentum stocks (10 days)



Foreign Buying/ Selling by Stock



Total Foreign Buying/ Selling



Rs 216.07M
Net Foreign Inflow/ Outflow

\$666.80K
\$ Net Foreign Inflow/ Outflow

Dividend Announcements - Cash

Company	DPS	Type	Ex Dividend
Kelani Tyres PLC	Rs 5.00	Final Interim Dividend	29 August 2023